

New KONA Electric



The new KONA Electric. Electrifying new looks. Shockingly good range.

Contents.

Our brochure is interactive. Feel free to click through to the sections that interest you most or make the full journey with us from cover to cover.

Either way, explore and enjoy.



Page 3. Progress is our passion



Page 4. Meet the new KONA Electric



Page 6. The driving experience



Page 8. Charging made easy



Page 10. Design & Style




Page 12. Connectivity & Technology



Page 16. Space & Interior



Page 19. Safety



Page 21. Model details, colours & trim



Page 27. Ready for business



We have a passion for progress.

The “can-do” spirit is at the heart of Hyundai’s heritage. It’s the attitude of progressing, no matter what. From humble beginnings, this vision has driven us to seek new challenges, encapsulated since our founding in the name ‘Hyundai’ – meaning ‘modern times’.

It’s the persistent curiosity for what lies ahead. Of always chasing the next. What was once a man’s desire for better is today the ethos of an entire company. As our founder said: “How does one know it’s impossible if one hasn’t tried it?”

Progress doesn’t happen by chance. We’re always pushing the borders of the possible, building tomorrow’s technology today, and powering the future with an ever-evolving range of zero-emission engines, seamless in-car connectivity and more.

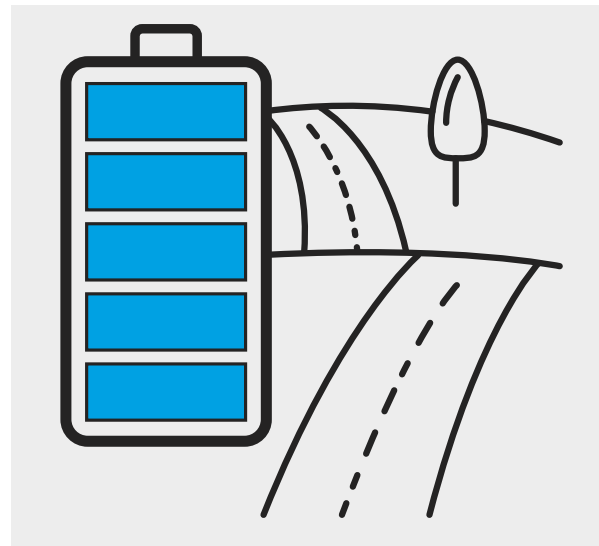
We’ve come a long way. And we won’t stop here. Next awaits.



Meet the new
KONA Electric.

Design, range and technology.

With its dynamic design, impressive battery range and a host of technology innovations, the new KONA Electric ticks all the boxes for those looking to take advantage of the benefits offered by the new generation of electric vehicles. The world is undeniably moving towards alternative fuels – enjoy that journey in style and with the latest connectivity features in the new KONA Electric.



Each new day brings fresh adventures. With up to 300 miles¹ on a single charge, and effortless rapid charging in as little as 47 minutes², life has never been so full of possibilities.

¹64kWh battery variant WLTP. Actual results may vary.

²10% - 80% charge in 47 minutes for 64kWh battery variant using 100kW rapid charger.

Adventures

far and wide.



The new KONA Electric delivers a liberating range of up to 300 miles¹ on a single charge.

Electric range is an important buying consideration, and with the new KONA Electric, you'll have the freedom to go where the mood takes you, safe in the knowledge that you have enough to get you there. There are two battery variant options available. While the 64kWh lithium-ion battery variant delivers a game-changing range of up to 300 miles¹ on a single charge, the standard 39.2kWh battery variant still delivers up to 189 miles² – which should be plenty for most drivers.

Of course, it's not just where you're going that counts. Getting there will be even more of a pleasure with smooth acceleration from 0 to 62mph in 7.9 seconds with the 64kWh battery variant. While the advanced Regenerative Braking technology ensures that the car's efficiency is just as impressive as its performance.

Better still, with the reassurance of our 5-Year Unlimited Mileage Warranty and 8-Year Battery Warranty³, you'll have total peace of mind.



Regenerative Braking.

The new KONA Electric's innovative Regenerative Braking system maximises your efficiency by charging the battery while you drive, using energy that would otherwise have been wasted. That's good news for you and the environment.

¹64kWh battery variant WLTP. Actual results may vary. ²39.2kWh battery variant WLTP. Actual results may vary. ³The Hyundai 5-Year Unlimited Mileage Warranty applies only to Hyundai vehicles that have been originally sold by an authorized Hyundai dealer to an end-customer, as set out in the terms and conditions of the warranty. 8 years or 100,000 mile warranty on vehicle battery unit. Local terms and conditions apply.

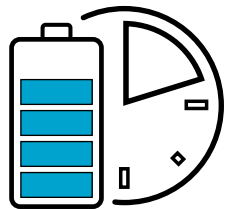


Relax and
recharge.

Charging the new KONA Electric is easy and convenient.

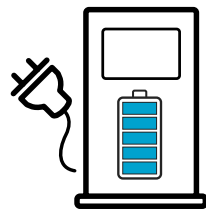
Recharging can be done through the night at home or during the day while you're at work, fitting effortlessly into your daily routine. With a home charging station, you can recharge the 64kWh battery variant from 10% to 100% capacity in 9 hours 15 minutes and the 39.2kWh battery variant to the same level in 6 hours.

If you need to recharge your new KONA Electric when you're out and about, rapid charging¹ will have you back on the road in a little over three-quarters of an hour. This should give you just enough time to stretch your legs and grab a quick snack.



Rapid Charging
(100kW)

47
MINUTES



Standard Charging
(7kW)

9
HOURS
15 MINUTES

¹10% - 80% charge in 47 minutes for 64kWh battery using 100kW rapid charger or 64 minutes with 50kW charger.



10.25" Touchscreen Audio Visual Navigation standard on all trims.





Redesigned
to go beyond the journey.

Electrifying new looks. Designed to move you like never before.

Stylish yet ergonomic, the new KONA Electric has been designed with one eye firmly on the future. From the way the front bumper flows effortlessly and leads your eye around to the new body-colour wheel arch claddings, to the expressive new 17-inch alloy wheels, the distinctive new looks will draw attention wherever you go.

Do the full tour and you will appreciate that every angle reveals new delights. Take the elegantly refashioned rear bumper, rear lamps and sporty skid plate, for example, while the bold choice of exterior paint colours adds to the allure.

Whether you decide to opt for Surfy Blue, Pulse Red, Phantom Black, the exotically named Dive in Jeju or one of the other choices in the range, your arrival will rarely go unnoticed.





Technology

that drives enjoyment.

The new KONA Electric offers you a bountiful selection of desirable features. With Apple CarPlay™ and Android Auto™, your smartphone is seamlessly synced while wireless charging is another neat addition. Remain fully connected with all your favourite things through wireless phone mirroring.

Hyundai's BlueLink® Connected Car Services offers many clever features you can control with your smartphone from inside the car, or out. Helping you make the most of every journey.

The KRELL premium audio system delivers acoustic excellence. The sound is enhanced by the eight speakers, strategically located for optimum performance throughout the cabin. Your connection with the driving experience will be stronger too, with our easy-to-read Head-up display (HUD) – so you can always keep your eyes on the road.



10.25" supervision instrument cluster.



Wireless charging. Standard on Premium and Ultimate trims.



Head-up display (HUD). Standard on Ultimate trim.



10.25" Audio Visual Navigation.



BlueLink® Connected Car Services.



KRELL premium audio system.

Everything you need at your fingertips for smooth operation.

The Hyundai shift-by-wire electronic transmission controls are conveniently located within the sleek centre console.

Effortlessly switch between drive, neutral, reverse and park, as well as engage and disengage the handbrake, all at the merest touch of a button.

Model shown: KONA Electric Ultimate with optional Grey leather interior.
Not to UK specification.

Bluelink® Connected Car Services puts you in control of the KONA Electric, even when you're not in it.

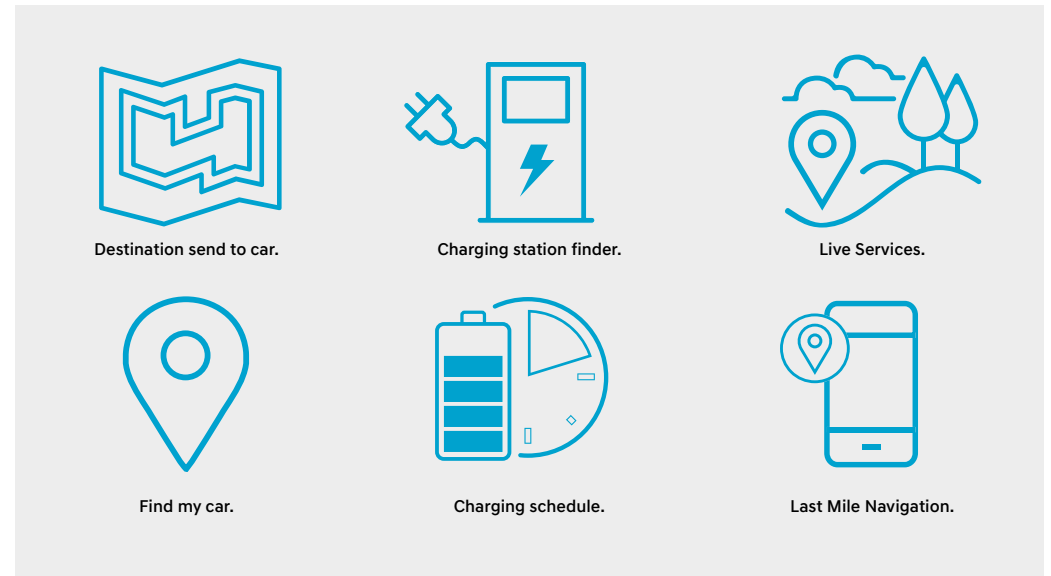
The new KONA Electric is compatible with Hyundai's Bluelink® Connected Car Services. This enables you to use your smartphone to operate a wide range of features designed to make your drive even more convenient and enjoyable.

Live Services provides up-to-the-minute traffic information and reliable route recalculations so you can complete your journey faster. Just as useful, Last Mile Navigation comes in handy when you have to park a short distance away from your final destination. It seamlessly transfers navigation to your mobile phone to guide you the remainder of your way on foot.



As well as the features we've highlighted with icons on this page, you'll also benefit from remote climate settings that let you choose your preferred temperature before you set off, and live parking information, including charging schedule which allows you to program start and stop charging times, and to make sure that your car is charged when you are ready to go.

All this with a complimentary 5-year subscription to Hyundai's Live Services as part of the navigation system.



A low-angle, close-up photograph of a man with a beard and short hair, wearing a light-colored shirt. He is carrying a large green plant with broad leaves in his left arm and two shopping bags (one brown paper, one orange) in his right arm. The background shows a clear blue sky and a building with windows on the left. The lighting is bright and natural, suggesting an outdoor setting during the day.

No shortage of
**space or
flexibility**



Our designers have made use of every available inch of interior space.

Cleverly located hidden storage solutions within the centre console add to your options, making room for your sunglasses and other personal items.

Model shown: KONA Electric Ultimate with optional Grey leather interior. Not to UK specification.

Designed to fit everything you and your busy life can throw at it.

With its spacious cabin, the new KONA Electric is ready for action. The flexible seating gives you the room you need wherever you need it. Head out with friends and they're sure to be impressed by the surprising legroom.

Both useful and stylish, the interior ambient light¹ shines into the driver and passenger-side footwells. It also illuminates the top edge of the cupholders in the centre console. So you won't spill a drop of your all-important first cup of coffee on dark winter mornings.

¹Standard on Premium and Ultimate trims only.



Make the most of the versatile boot with 332 litres of space available when the seats are up. And when you decide to head for the hills and need extra space for all your camping gear, reconfigure the seats to give you an impressive 1114 litres of space.

Model shown: KONA Electric Ultimate with optional Grey leather interior. Not to UK specification.



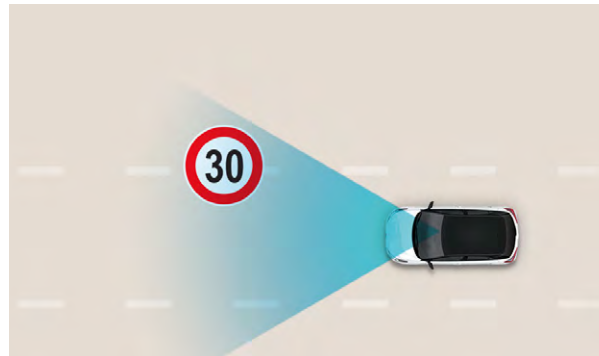
Be in control of every mile, of every adventure.

When you know someone has your back, it adds to your driving enjoyment. Hyundai's SmartSense collection of advanced safety features gives you all-round protection.

Extra eyes for extra safety. Keeping you and your passengers alert to the unexpected.



Driver Attention Warning (DAW): When a pattern of fatigue or distraction is identified, the system gets your attention with an alert and pop-up message suggesting a break.



Intelligent Speed Limit Warning (ISLW): External cameras and the onboard navigation system combine to monitor road speed limits, keeping you informed via the navigation screen to keep your pace at a safe speed. Available on Premium and Ultimate trims only.



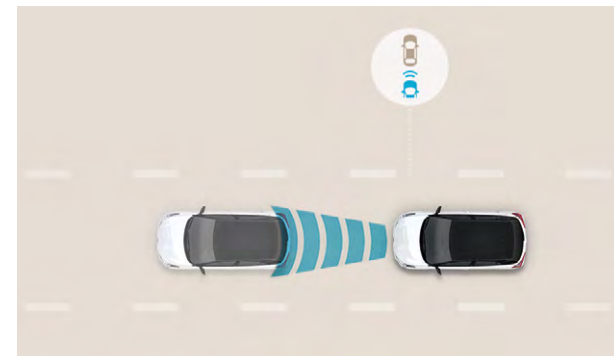
Blind Spot Collision Avoidance Assist (BCA): Radars detect traffic in the vehicle blind spot, warning drivers with an audible alarm when the indicator is used so you can be aware of the traffic around you. It will also take action itself, braking to help avoid a collision. Standard on Premium and Ultimate trims.



Lane Follow Assist (LFA): LFA helps prevent accidental lane departure and keeps your vehicle safely centred within the lane. Using a forward camera to recognise the intended lane, LFA will automatically provide corrective steering input to help maintain the centre path. This not only detects road lines but also the road edge.



Highway Driving Assist (HDA): For additional safety, Highway Driving Assist keeps your vehicle at your pre-set speed and maintains road position in your lane. HDA monitors the distance to the vehicles ahead, reducing speed automatically when the gap closes. When the safe distance is restored, HDA resumes the pre-set cruising speed.



Forward Collision Avoidance (FCA): Avoid getting too close to pedestrians or vehicles ahead of you with audible alerts, cycle detection and automatic brake application if necessary.

Effortless style, endless choices.

The new KONA Electric presents a host of opportunities for you to personalise the appearance of your car with a choice of colours, as well as three trims.



Decisions, decisions. Choose from an enticing range of exterior colours, each complementing the striking silhouette in its own distinct way.



Dive Blue Solid (No-cost option)



Atlas White Solid*



Ignite Red Solid*



Cyber Grey Metallic*



Surfy Blue Metallic*



Galactic Grey Metallic*



Jungle Green Pearl*



Phantom Black Pearl*



Pulse Red Pearl*



Dark Knight Grey Pearl*

*Additional cost option


Surround yourself with a perfect combination of comfort and style.




Black One-Tone. Standard on SE Connect, Premium and Ultimate trims.




Grey Two-Tone with Grey Leather. Optional on Ultimate trim.



Black Cloth. Standard on SE Connect and Premium trims.



Black Full Leather. Standard on Ultimate trim.



Grey Full Leather. Optional on Ultimate trim.



New KONA Electric SE Connect.

- 10.25" Widescreen Navigation with Bluelink® & Mapcare
- 17" Alloy Wheels
- Air Conditioning - Climate Control
- Cruise Control - Smart Adaptive Speed Control with Stop and Go Function
- Driver's Supervision Instrument Cluster with TFT Display (10.25")
- eCall
- Electric Windows - Front and Rear
- Forward Collision Avoidance Assist with Pedestrian and Cycle Detection
- KRELL Premium Audio - 8 Speaker + Subwoofer
- Parking Brake - Electric
- Parking System - Rear Parking Sensors, Rear Camera and Guidance System
- Phone Connection - Android Auto™ & Apple CarPlay™
- Regenerative Brake Shift Paddles
- Smart Key - Keyless Entry with Power On/Off Button



New KONA Electric Premium.

In addition to/replacement of SE Connect:

- Blind Spot Collision Avoidance Assist (BCA)
- Front Seats - Heated
- Headlights - Full LED (MFR)
- Heated Steering Wheel
- ISLW (Intelligent Speed Limit Warning)
- Parking Sensors - Front and Rear
- Privacy Glass - Rear Side and Tailgate
- Rear Cross Traffic Collision Avoidance Assist (RCA)
- Wireless Phone Charging Pad



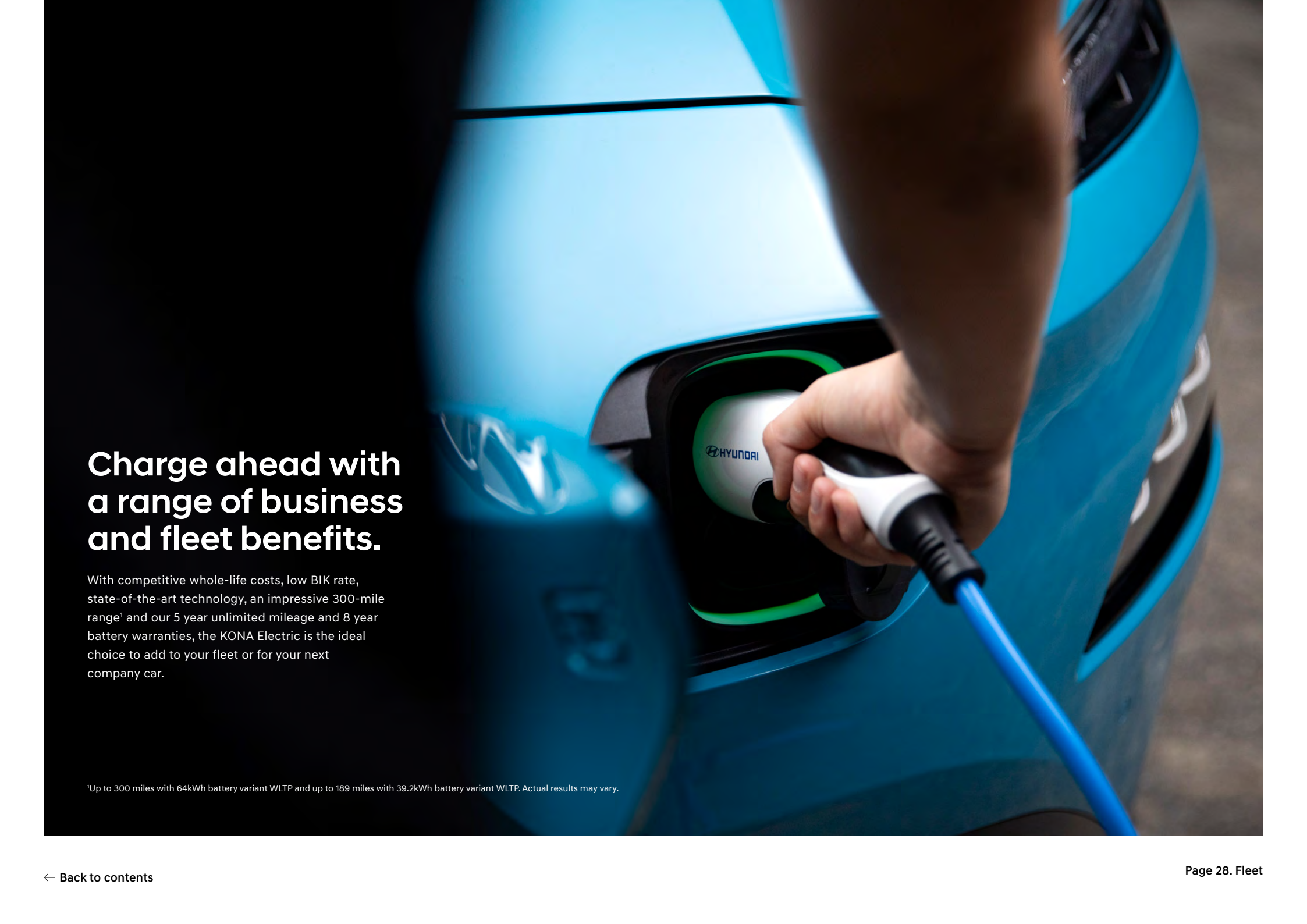
New KONA Electric Ultimate.

In addition to/replacement of Premium:

- Driver's Seat Electric Adjustments
- Front Passenger's Seat Electric Adjustments
- Front Seats - Ventilated
- Head Up Display (HUD)
- Rear Seats (Outer) - Heated
- Seat Trim - Black Leather (Seat Facings Only)
- Sunroof - Electric tilt and slide

KONA Electric, ready for business.





Charge ahead with a range of business and fleet benefits.

With competitive whole-life costs, low BIK rate, state-of-the-art technology, an impressive 300-mile range¹ and our 5 year unlimited mileage and 8 year battery warranties, the KONA Electric is the ideal choice to add to your fleet or for your next company car.

¹Up to 300 miles with 64kWh battery variant WLTP and up to 189 miles with 39.2kWh battery variant WLTP. Actual results may vary.


Lower your running costs, not your expectations.

The new KONA Electric delivers on every fleet angle.

With smart technology, cutting-edge connectivity and Advanced Driver Assistance Systems, you'll experience electric vehicle driving at its best.

Choosing a KONA Electric also means a number of cost saving benefits – for both the company and company car drivers.

To find out more about the KONA Electric or to arrange a demonstration, please contact the Hyundai Business Centre on 03443 460 121 or email us at Enquiries@hyundaifleetssupport.co.uk



Model	Max range on a single charge ¹	CO ₂	Insurance Group	VED Band	VED Cost £	BIK %	P11D Value £
KONA Electric SE Connect 39.2kWh	189 miles	0	20A	A	0.00	1%	30,395.00
KONA Electric Premium 39.2kWh	189 miles	0	21A	A	0.00	1%	31,745.00

Model	Max range on a single charge ¹	CO ₂	Insurance Group	VED Band	VED Cost £	BIK %	P11D Value £
KONA Electric Premium 64kWh	300 miles	0	24A	A	0.00	1%	34,995.00
KONA Electric Ultimate 64kWh	300 miles	0	24A	A	0.00	1%	37,145.00

Information correct as of November 2021.

¹Up to 300 miles with 64kWh battery variant WLTP and up to 189 miles with 39.2kWh battery variant WLTP. Actual results may vary.

²10% - 80% charge in 47 minutes for 64kWh battery variant using 100kW rapid charger or 64 minutes with 50kW charger.



Specifications shown in this brochure are based upon European left hand drive models and the latest available information at the time of formatting. The colours reproduced in this brochure are subject to the variations of screen resolutions and may vary from the actual colour and paint finish. References to achievable mileage range are based on WLTP test data. Real life results may vary based on factors including the starting charge of the battery, accessories fitted (post-registration), variations in weather, driving styles and vehicle load.

In line with our policy of continual product improvement Hyundai Motor UK Ltd reserves the right to make changes at any time, without notice, to prices, colours, material, design, shape, specifications and models, and to discontinue items.

For the latest details, or to find out more about the KONA Electric please contact your local dealer.

Your local Hyundai dealer:
www.hyundai.co.uk/dealer-locator
Customer enquiries: 0800 981 981

Hyundai Motor UK Ltd
Ground Floor, Birchwood Building,
The Office Park, Springfield Drive,
Leatherhead, KT22 7LP
T: 0800 981 981
www.hyundai.co.uk